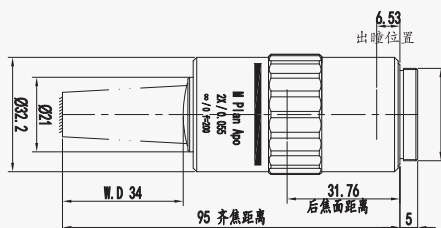


显微镜物镜

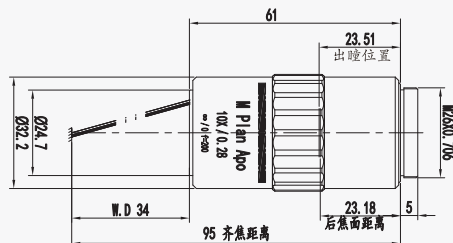
产品编号	类型	放大倍率	数值孔径	工作距离 (mm)	焦距 (mm)	波长范围 (nm)	景深 (μm)	出瞳直径 (mm)	分辨能力 (μm)	兼容管镜 焦距 (mm)	视场 (mm) 1/2"传感器	视场 (mm) 2/3"传感器	突出螺纹长度 (mm)	安装螺纹
690000	MPlanAPO	2X	0.06	34	100	400-700	76	12	5	f200	2.4X3.2	3.3X4.4	61	M26X0.706
690002	MPlanAPO	10X	0.28	34	20	400-700	3.5	11.2	1	f200	0.48X0.64	0.66X0.88	61	M26X0.706
690003	MPlanAPO	20X	0.42	20	10	400-700	1.6	8.4	0.7	f200	0.24X0.32	0.33X0.44	75	M26X0.706
690004	MPlanAPO	50X	0.55	13	4	400-700	0.9	4.4	0.5	f200	0.1X0.13	0.132X0.176	82	M26X0.706
690005	MPlanAPO	100X	0.7	7	2	400-700	0.6	2.8	0.4	f200	0.05X0.06	0.066X0.088	88	M26X0.706




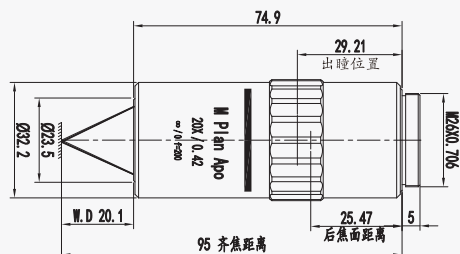
690000



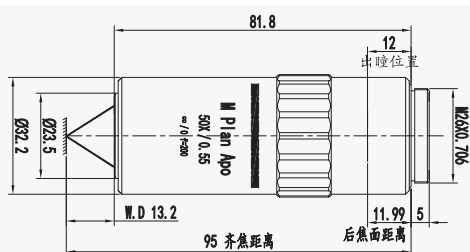
690002



690003



690004



690005

